


8 rakamını bul kırmızıya boya
4 rakamını bul sarıya boya
2 rakamını bul ve yeşile boya

*Resmi istediğin
renklerde boya*



Khvrenği Siyah Pembe Beyaz

1

2

3



4

Yeşil

5


Sarı

6



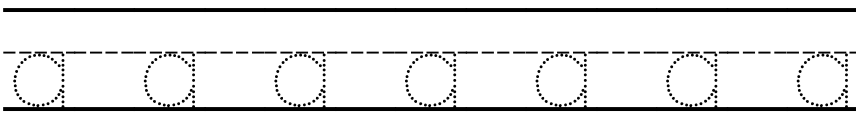
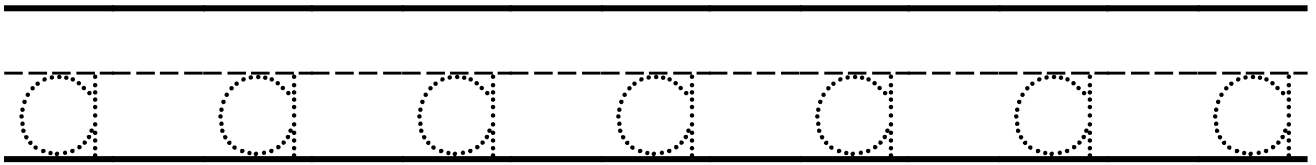
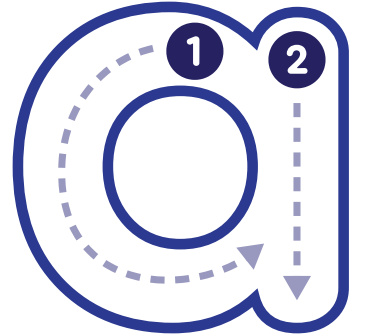
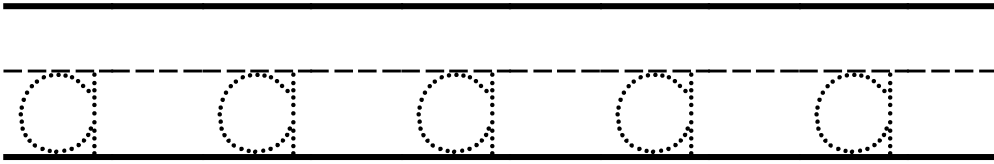
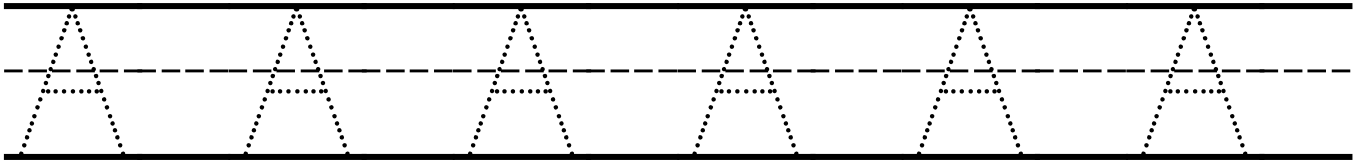
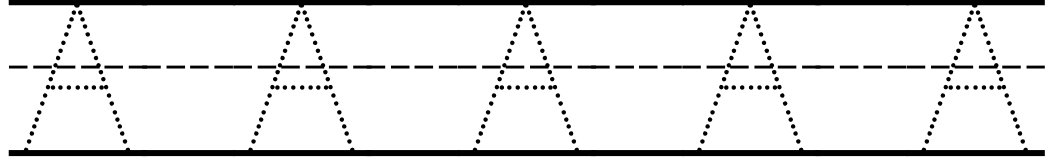
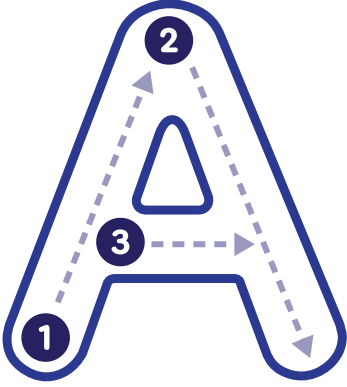
1 Beyaz 2 Sarı 3 Mavi 4 Kırmızı

5 Pembe 6 Yeşil 7 Kahverengi 8 Açık mavi





A SESİ



$1+2=3$

BASİT PROBLEMLER

$8-8=4$
 $4-2=2$

Ömer'in 5 tane kurabiyesi vardı 6 tane de Ayşe getirdi ikisinin toplamda kaç tane kurabiyesi oldu ?

cevap:

Ebru'nun 10 tane balonu vardı. Şişirirken 4 tanesi patladı. Ebru'nun kaç tane balonu kaldı ?

cevap:

Ahmet'in 15 tane simidi vardı 5 tane daha simit aldı. Ahmet'in kaç simidi oldu?

cevap:

Furkan'ın 12 tane arabası vardı. Kardeşi oynarken 5 tanesini kırdı. Furkan'ın kaç tane sağlam arabası kaldı ?

cevap:



Benim 9 tane kalemim var. Annem 10 tane daha kalem aldı. Benim kaç kalemim oldu ?


cevap:




Boş Dolu

- Aşağıdaki resimlerde dolu olanı işaretle.





ÇIKARMA YAPIYORUM



$10 - 6 =$

$20 - 12 =$

$5 - 0 =$

$16 - 16 =$

$9 - 3 =$

$15 - 7 =$

$7 - 5 =$

$18 - 9 =$

$8 - 2 =$

$13 - 5 =$

$6 - 1 =$

$11 - 4 =$

$8 - 8 =$

$14 - 10 =$

$4 - 1 =$

$19 - 11 =$

$12 - 6 =$

$17 - 4 =$

$15 - 10 =$

$19 - 7 =$

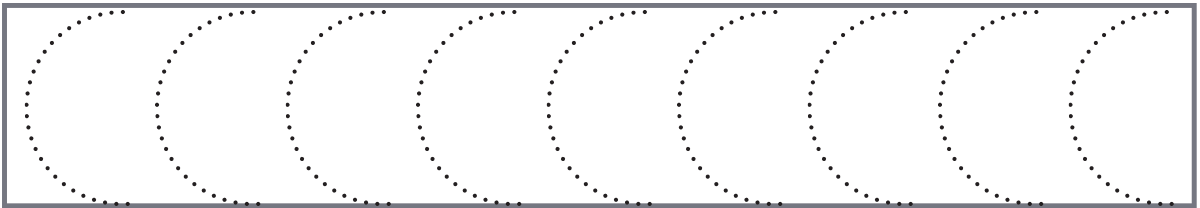
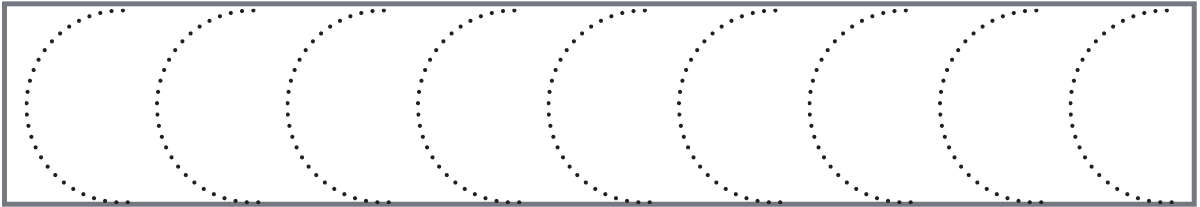
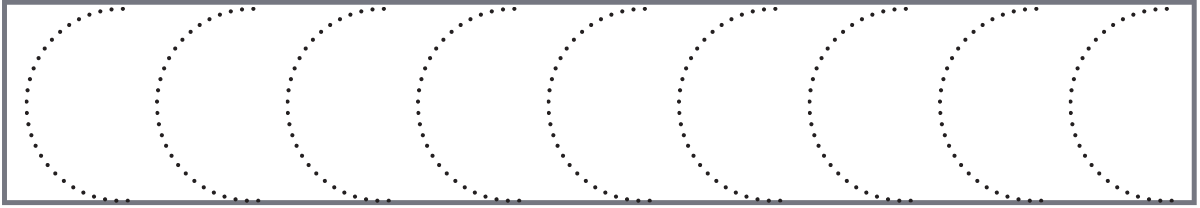
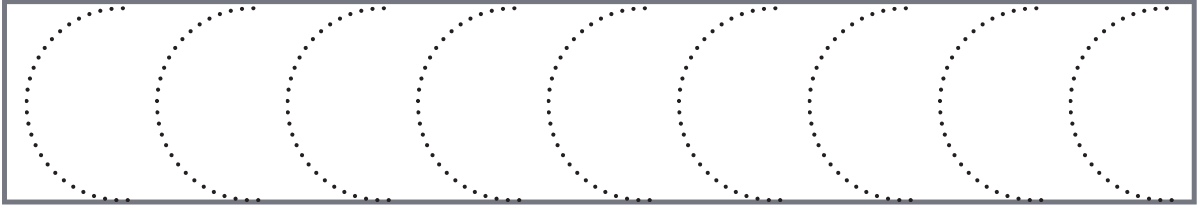
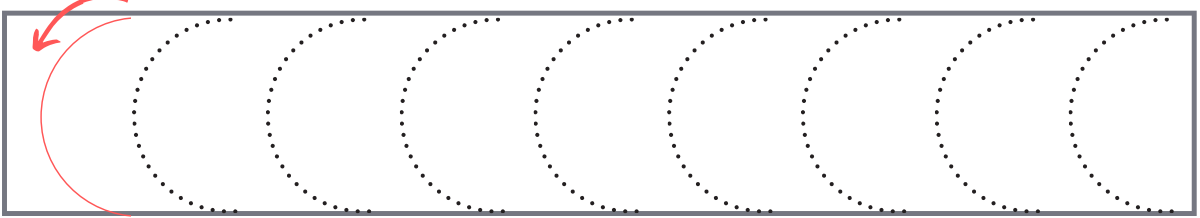
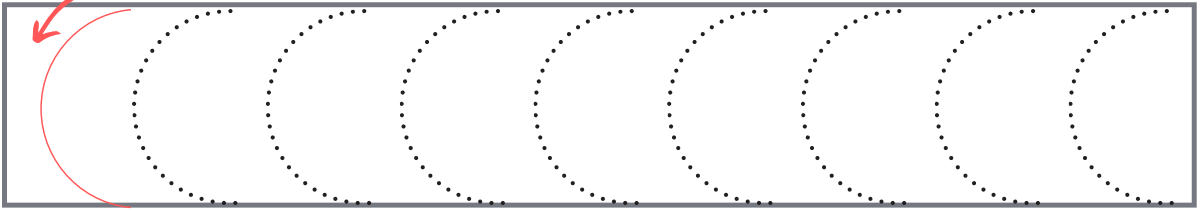
$14 - 9 =$


$13 - 6 =$



Çizgi çalışması

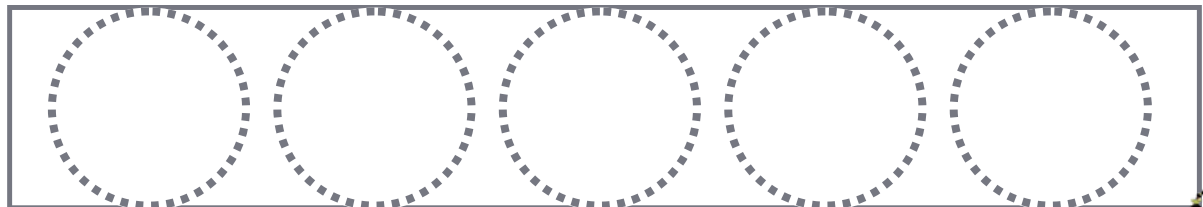

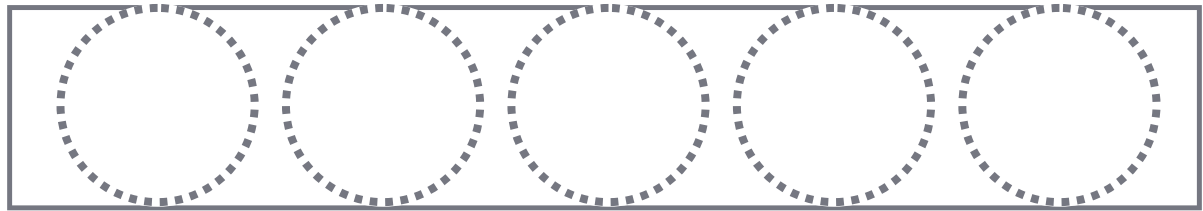


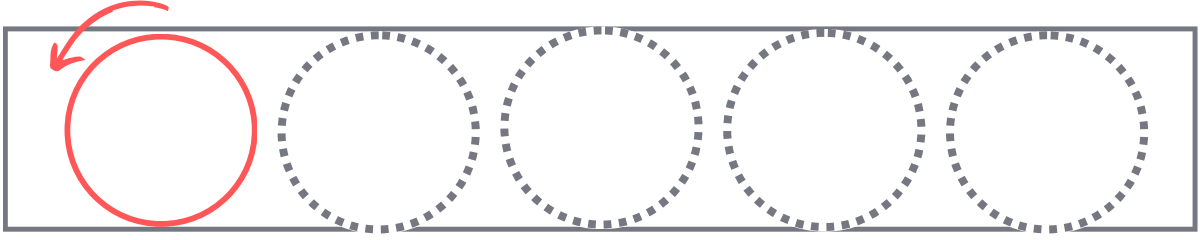
Kırmızı çizgi ile gösterilen şekilde yarım daireleri tamamlayın.






Çizgi Çalışması


Kırmızı çizgi ile gösterilen şekilde daireleri tamamlayın.






E E E E E E E E E E

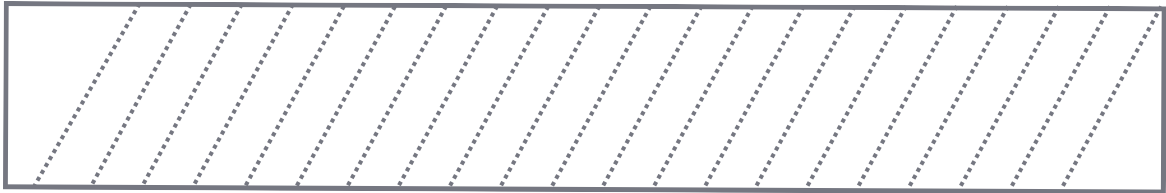
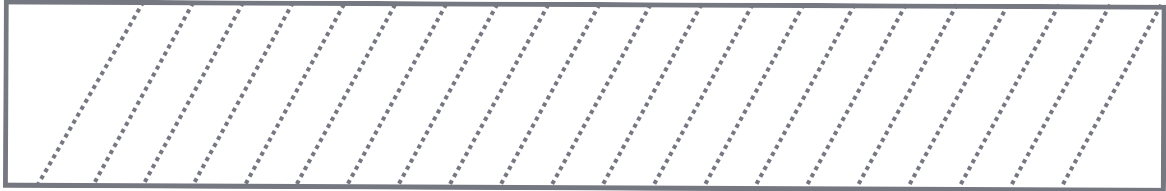
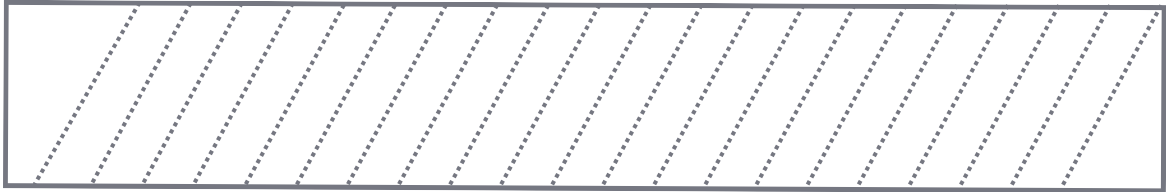
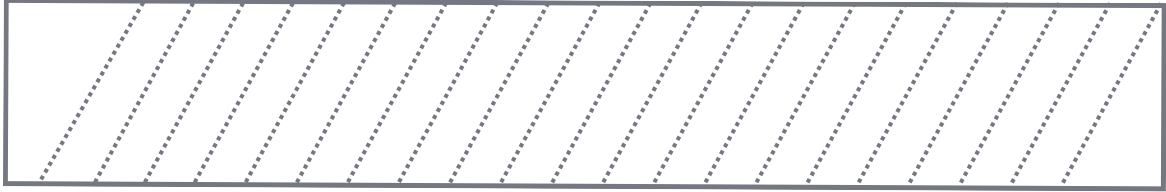
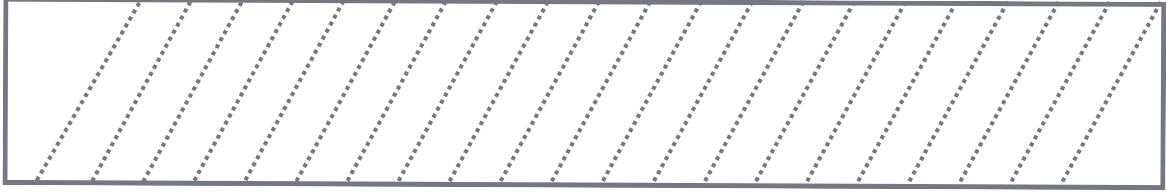
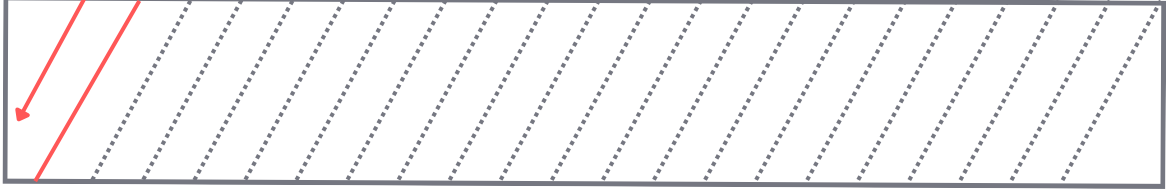
e e e e e e e e e e



Çizgi çalışması




Kırmızı çizgi ile gösterilen şekilde çizgileri tamamlayın.



Kontrol Bende!

Duygu aşamalarına göre aşağıdaki volkanı boyayalım.



Kızgın

Üzgün


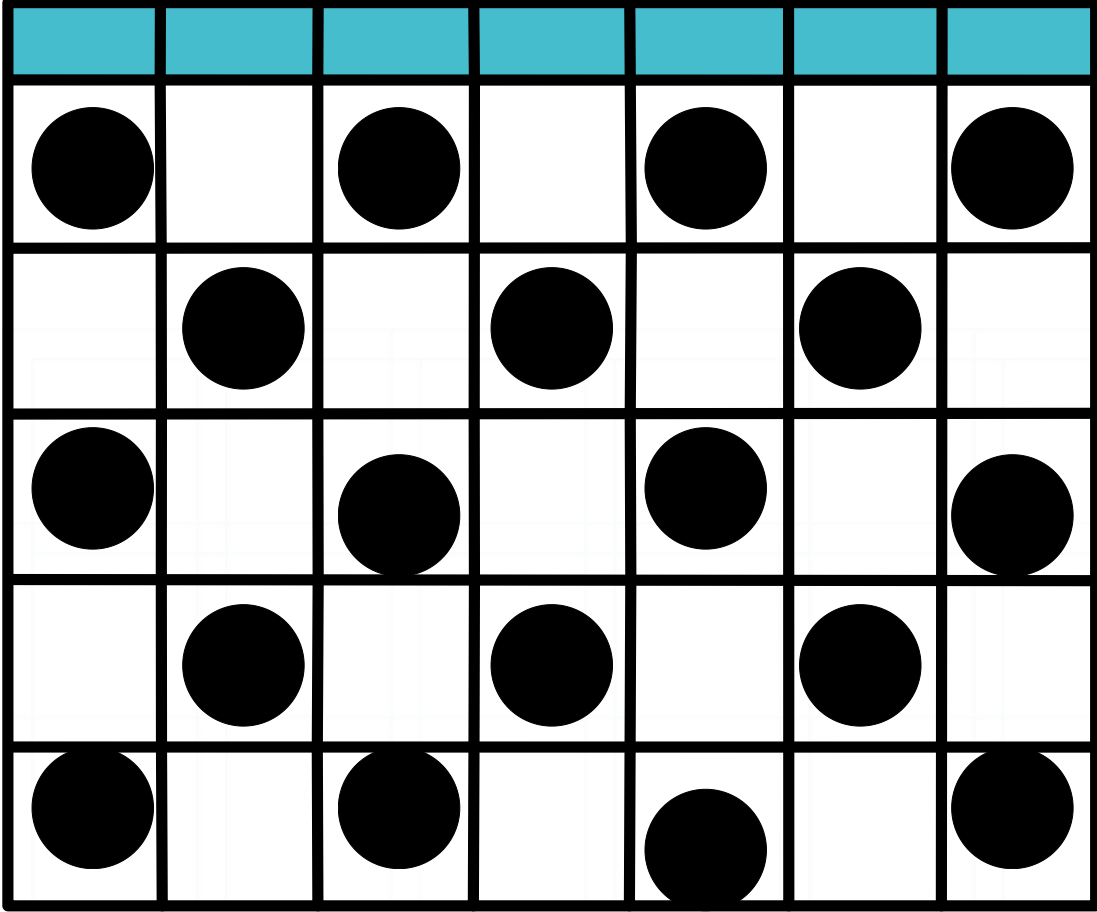
Sevinçli

Mutlu



GÖRSEL ZEKA

Aşağıdaki görselin aynısını kodlayalım




NELER ÖĞRENDİK


Islak olan kıyafetleri boya, kuru olanları daire içine al




Eski olan kıyafetlere x işareti koy, yeni olanları boya



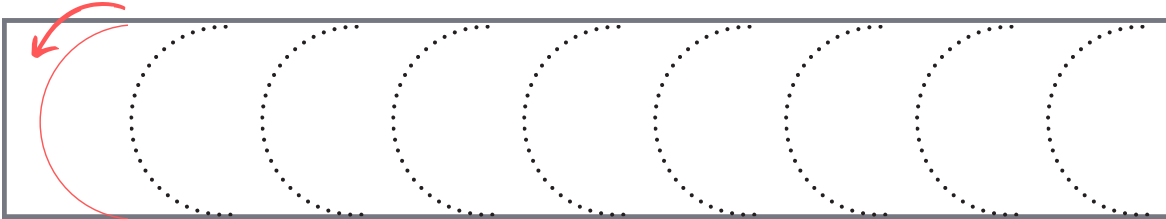
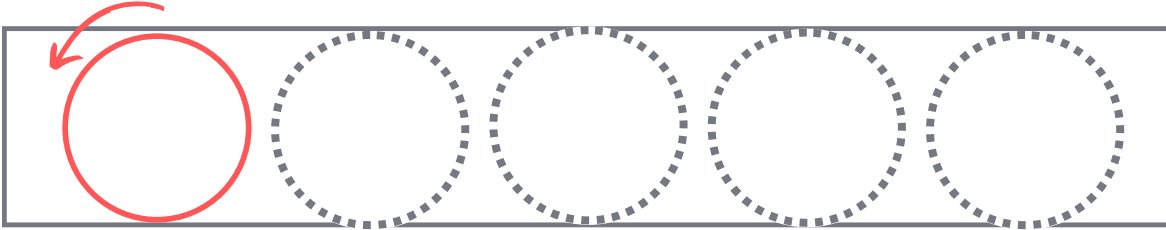
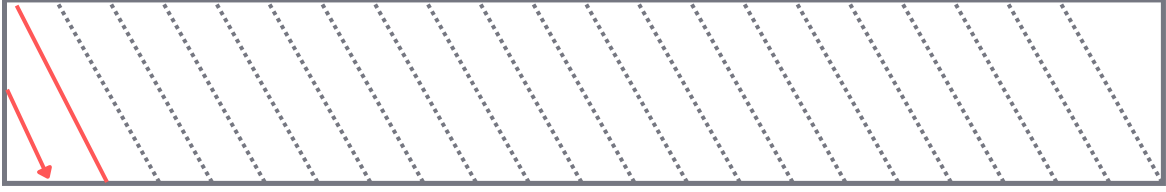
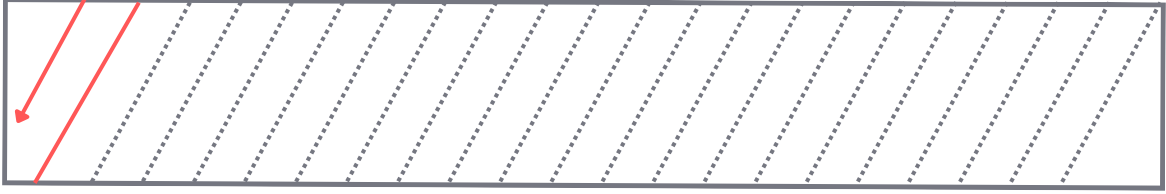


Kirli olan kıyafetleri boya, temiz olanları daire içine al






Karışık Çizgi Çalışmaları


Kırmızı çizgi ile gösterilen şekilde çizgileri tamamlayın.



Resmi
Tamamla

RESMİN EKSİK PARÇASINI TAMAMLA VE
BOYA



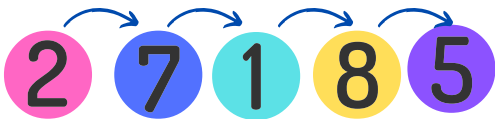

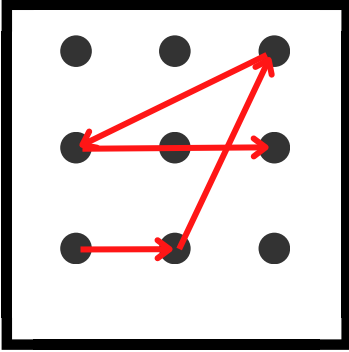
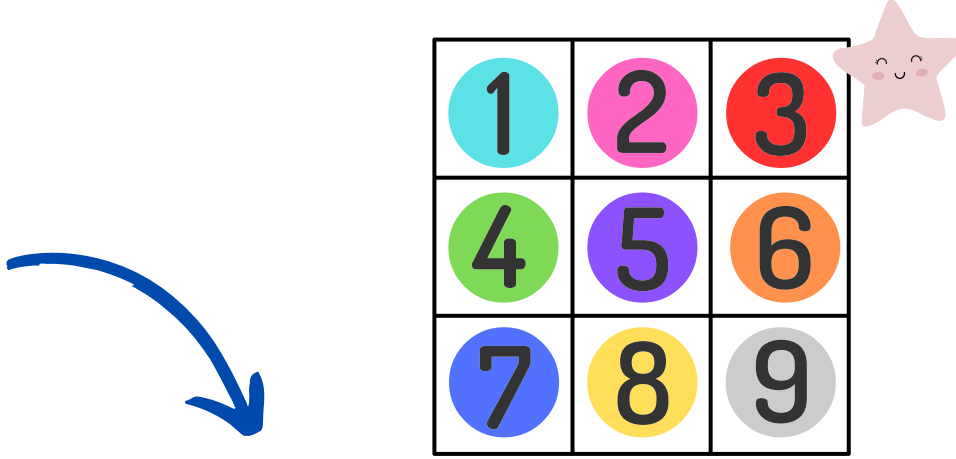





GÖRSEL ZEKA



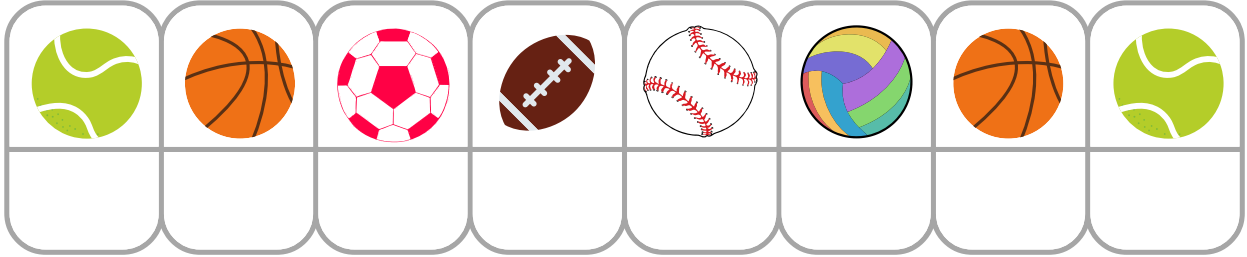

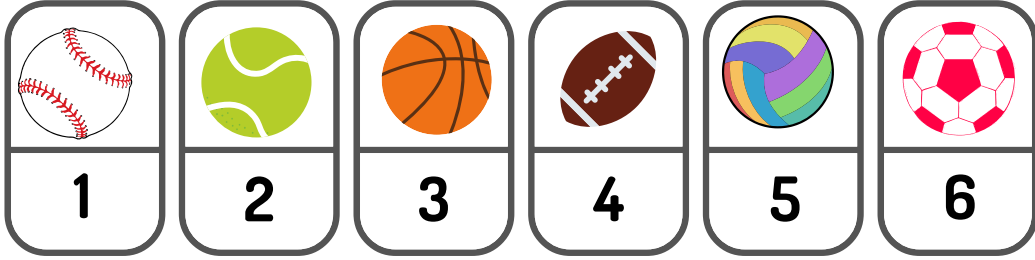
Aşağıdaki örnekteki gibi görsellerin üzerindeki rakamları takip ederek çizgi ile birleştirelim




Topları Kodla




- Aşağıdaki toplara karşılık gelen rakamlara bakarak, alttaki kutucukları doldur.



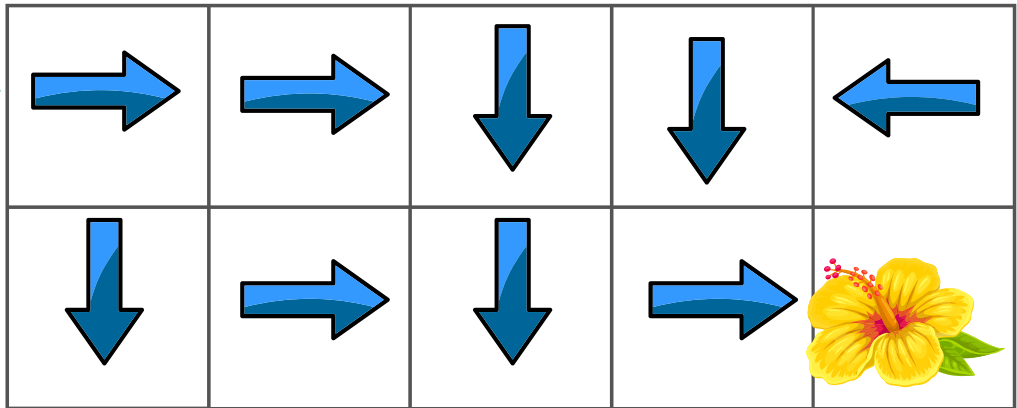


Oklarla Kodla

- Arıyı aşağıdaki yönergeleri kullanarak çiçeğe ulaştır.


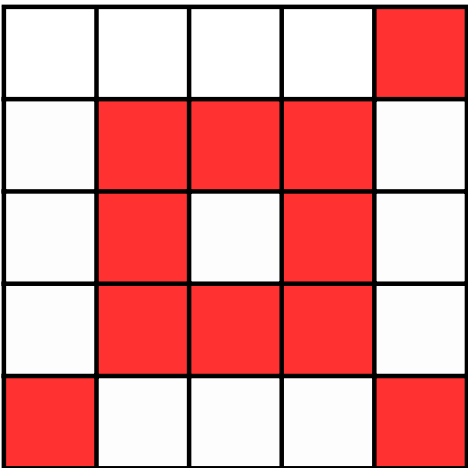

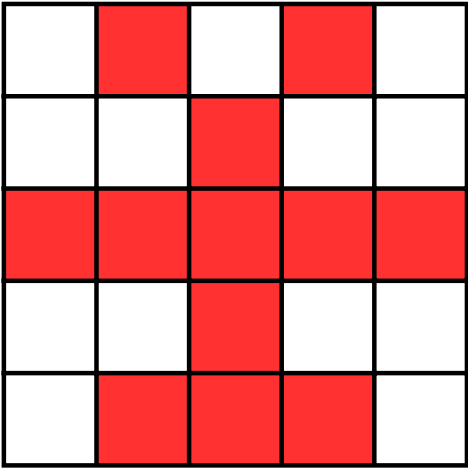

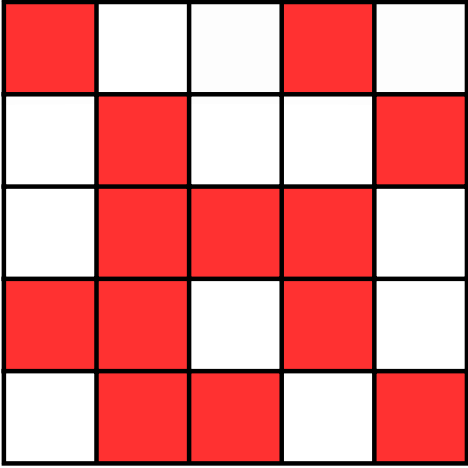


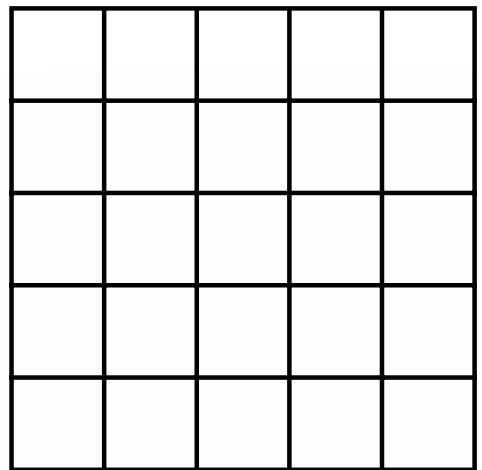
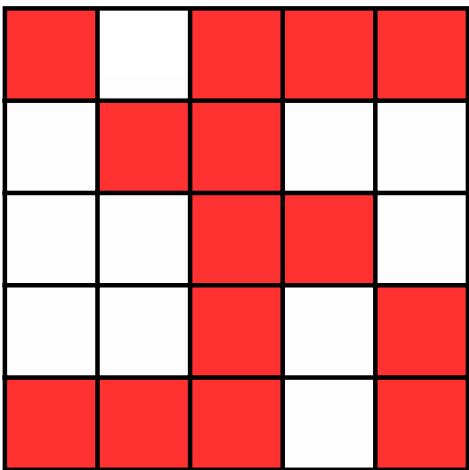
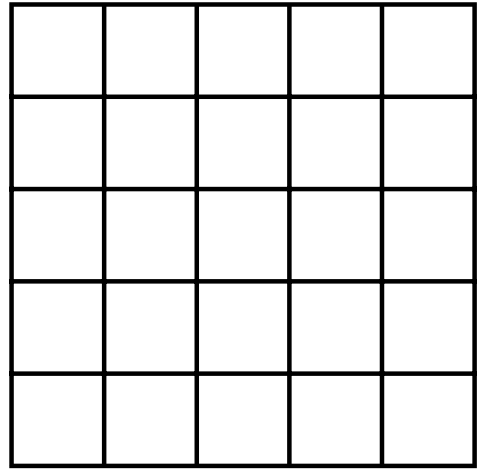
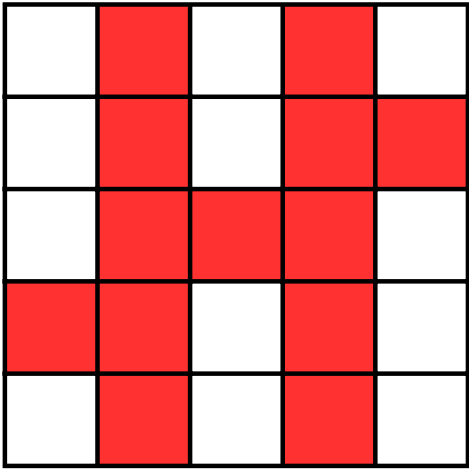
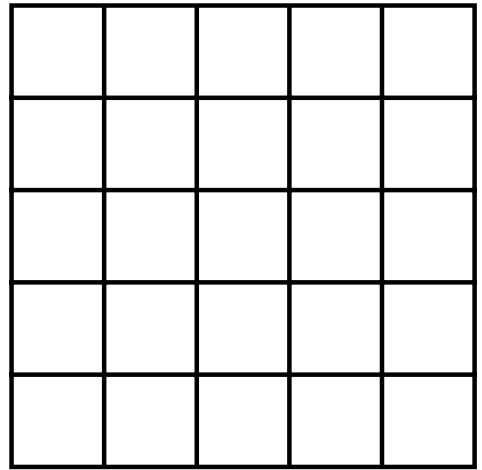
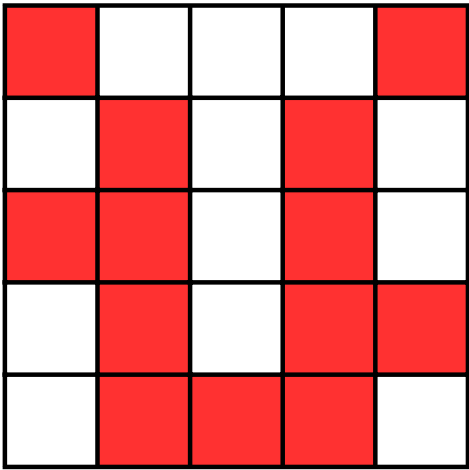

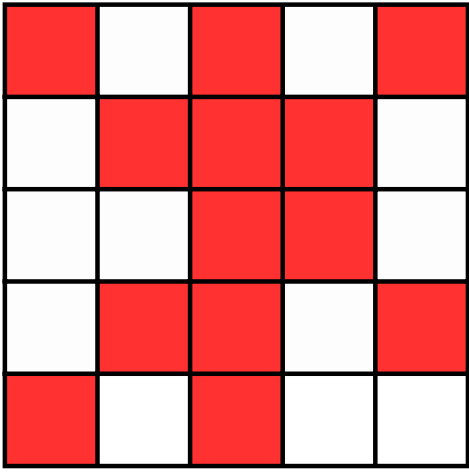
Kodlama Alanı




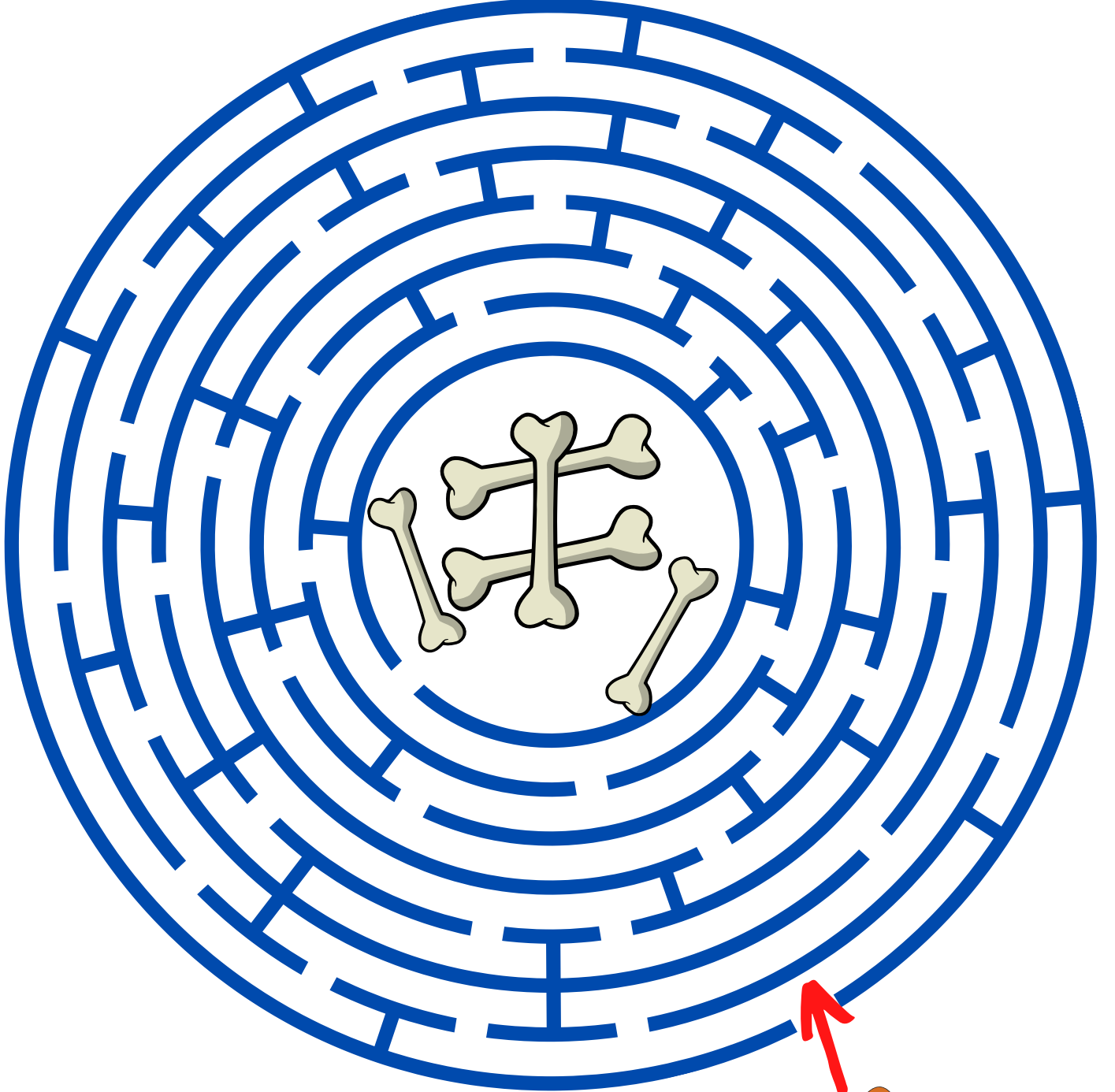
KODLAMA

AŞAĞIDAKİ GÖRSELLERİ YANDAKİ ÖRNEKLERE BAKARAK KODLAYALIM.








**Köpeđi dođru labirentten geirerek
kemiklere ulařtıralım**







NELER ÖĞRENDİK



Hızlı olan hayvanı kahverengiye yavaş olan hayvanı siyaha boya






Tüysüz olan hayvanı boya, tüylü olana x işareti koy



Kış uykusuna yatan hayvanı daire içine al, kümes hayvanını boya


















Büyük olan hayvanı boya, küçük olanı daire içine al



RİTMİK SAYMA

Boş kavanozlara gelmesi gereken sayıları yazalım.





ÖNCE - SONRA



Aşağıdaki kutucuklara sayılardan önce ve sonra gelen sayıları yazalım.

	6	
--	---	--

	4	
--	---	--

1

	8	
--	---	--

	2	
--	---	--

2

	1	
--	---	--

	9	
--	---	--

3

	5	
--	---	--

	7	
--	---	--


18

19

20

	3	
--	---	--

	10	
--	----	--



ÖNCE - SONRA

18

19

20

	9	
--	---	--

	10	
--	----	--

8		
---	--	--

	13	
--	----	--

17		
----	--	--

	16	
--	----	--

		20
--	--	----

	19	
--	----	--

11		
----	--	--

14		
----	--	--



Görsellerin altındaki sayı kadar kutuları boyayalım.



4



6



8



3



5




9



7



Aşağıdaki resimleri rakamlara uygun boyayalım



Aşağıdaki resimleri rakamlara uygun boyayalım



Aşağıdaki top sayısı kadar daireleri boya

○	○	○	○	○
○	○	○	○	○
○	○	○	○	○
○	○	○	○	○
○	○	○	○	○
○	○	○	○	○
○	○	○	○	○
○	○	○	○	○
○	○	○	○	○
○	○	○	○	○
○	○	○	○	○



8



7



10




6





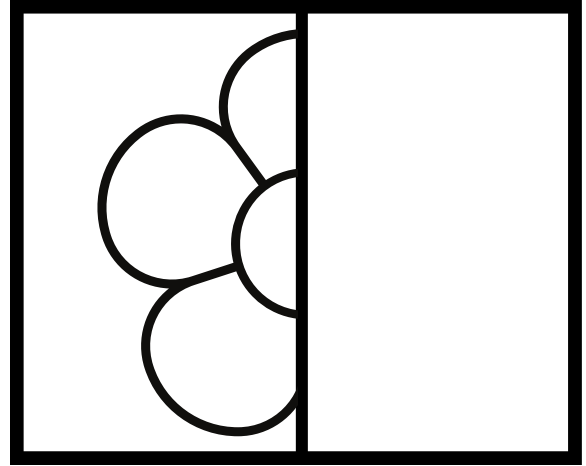
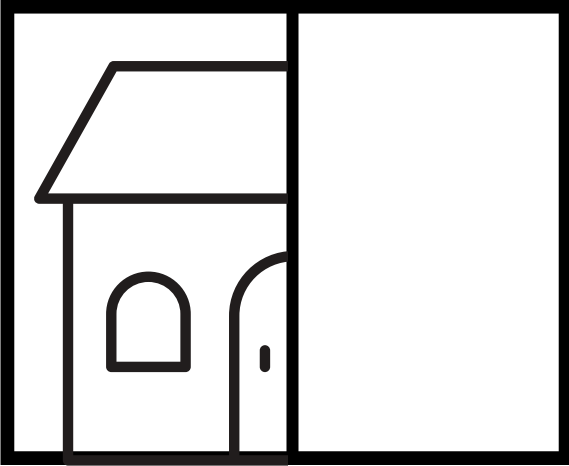
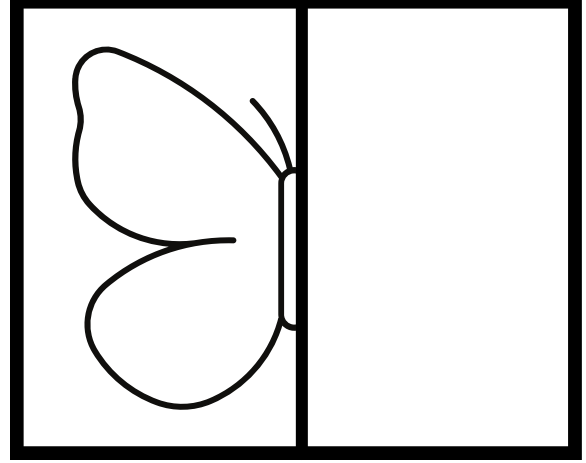

5

Resimleri tamamla istediđin renklerde boya




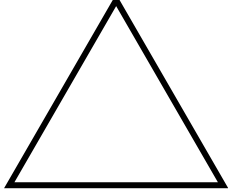


SİMETRİ

Resimleri tamamla ve boya
















Şekilleri Kes-Yapıştır

Aşağıdaki nesnelere kesip şekillerine göre uygun yere yapıştırın.


			





TOPLAMA YAPIYORUM



$2 + 3 =$

$8 + 3 =$

$6 + 4 =$

$6 + 6 =$

$9 + 0 =$

$9 + 6 =$

$3 + 1 =$

$10 + 3 =$

$5 + 1 =$


$7 + 7 =$

$4 + 4 =$

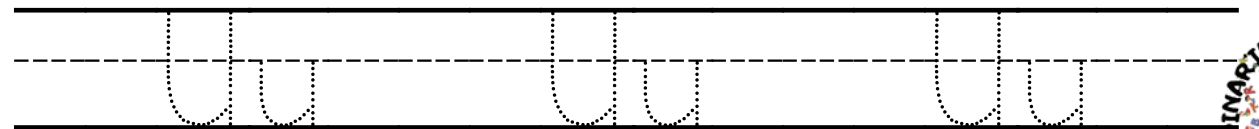
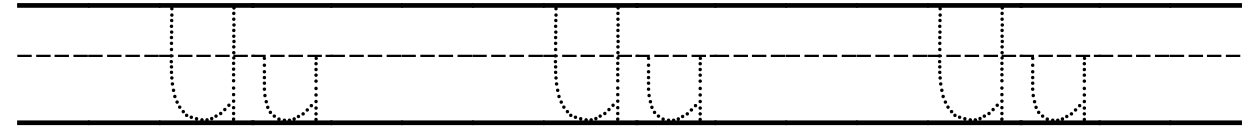
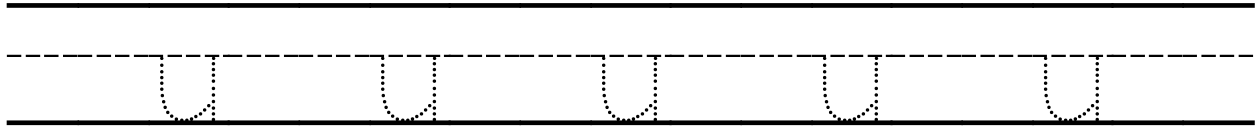
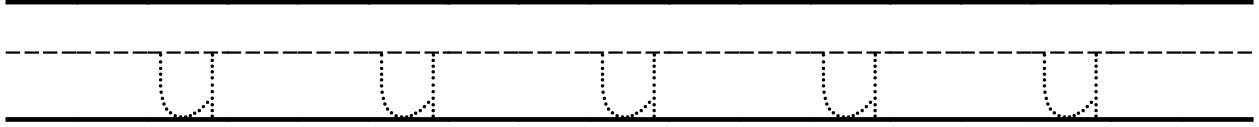
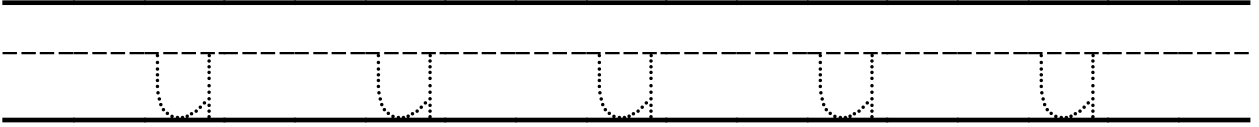
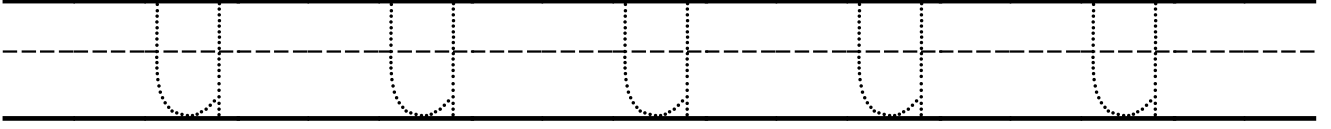
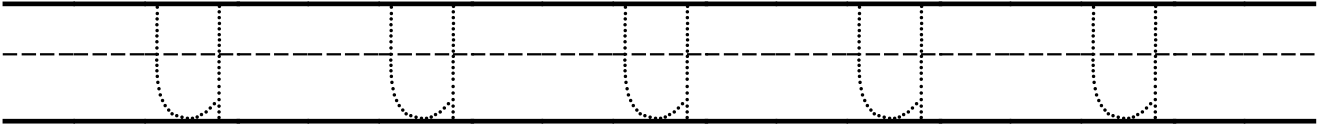
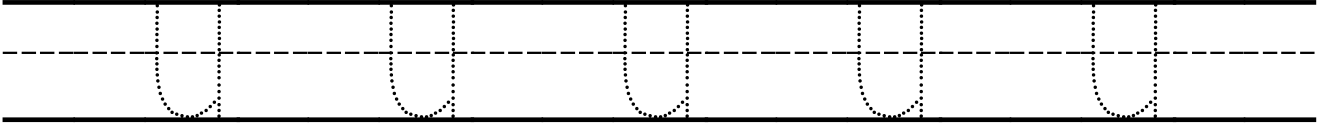
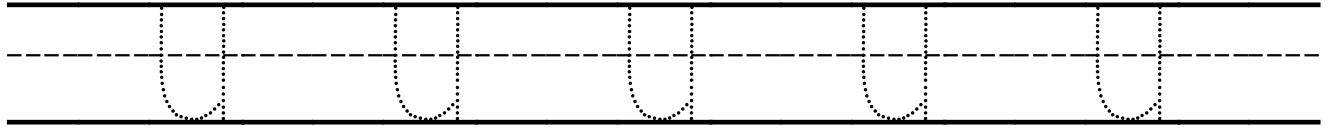
$5 + 9 =$

$3 + 6 =$

$10 + 6 =$



Uu



Aşağıdaki zıt kavramları
bul ve birbiri ile eşleştir

